

KISS FOREVER BAND

INPUT LIST

CH	NAME	INPUT	NOTES
1	KICK (LEFT)	STAGE BOX	
2	SNARE	IN-EAR RACK	
3	HI-HAT	STAGE BOX	
4	TOM 1 + 2	IN-EAR RACK	ONE MIC IS ENOUGH
5	TOM 3	IN-EAR RACK	
6	TOM 4	IN-EAR RACK	
7	TOM 5	IN-EAR RACK	
8	TOM 6	IN-EAR RACK	
9	OH (LEFT)	IN-EAR RACK	+48V PHANTOM POWER SWITCHED IN THE IN-EAR SYSTEM
10	OH (RIGHT)	IN-EAR RACK	
11	BASS	STAGE BOX	XLR FROM PEDAL
12	GUITAR (CENTER)	STAGE BOX	XLR FROM PEDAL
13	GUITAR (RIGHT)	STAGE BOX	XLR FROM PEDAL
14	VOCAL (LEFT)	IN-EAR RACK	
15	VOCAL (CENTER)	IN-EAR RACK	WITH LONG CABLE
16	VOCAL (RIGHT)	IN-EAR RACK	
17	VOCAL (DRUM)	IN-EAR RACK	
18	BACKING TRACK	STAGE BOX	<ul style="list-style-type: none">• XLR FROM OWN DI BOX (ACTIVE, SO WE NEED +48V PHANTOM POWER)• THE DEVICE IS AT THE BASS SECTION (STAGE LEFT)

IMPORTANT INFORMATION

BLACK CHANNELS GO DIRECTLY TO THE LOCAL STAGE BOX!

RED CHANNELS GO TO THE IN-EAR RACK, AND THEN TO THE LOCAL STAGE BOX!

KISS FOREVER BAND

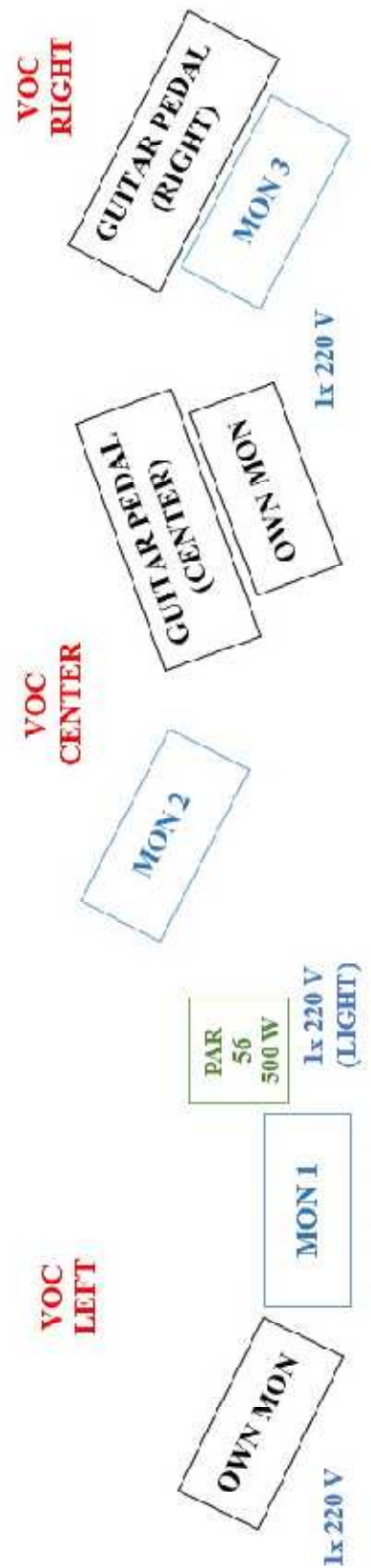

-----BACKDROP-----

Black: KFB stage equipment

Green: KFB light equipment

Blue: venue stage equipment

Red: vocals





DRUMS Sategplan & In Ear Monitor System Information

The drummer uses **HIS OWN MONITOR MIXER** (this monitor mixer is ONLY for the drummer)

THE DRUMKIT



Drumkit includes:

8" Rack Tom / 10" Rack Tom / 12" Rack Tom / 13" Rack Tom
16" Floor Tom / 18" Floor Tom / (2x!) 24" Bass Drum
14" Snare Drum / 14" Hi Hat
20" Ride Cymbal
Left side cymbals (4pcs) - Right side cymbals (7pcs)

IMPORTANT

Please use **TWO** overhead mics, = one mic for **EACH** side is necessary and also OK! **This applies also for venues where you normally don't use OH mics for FH mixing. The drummer STILL NEEDS TWO of them for his balanced IEM system sound.** One or both Bass Drums may be used (miced)! Thank you for respecting these requests!

PLEASE NOTE:

The drummer uses his own Rack system in which there are **TWO splitters** mounted (see pic. 1). **These splitters are classic 'Y' splitters** = signal goes UNCHANGED to the soundman (FRONT HOUSE system) as well as to the drummer's IEM mixer. The rack is 19" on wheels w/brakes and can be placed on any side of the drum kit / drum riser.

Splitter nu 1. = ONLY 'DRUMS' (see picture 2)

Splitter nu 2. = ONLY 'VOCALS' (see picture 3)

Each splitter

-INCLUDES one 5 METER long multicore cable. (8 cables each)

-is signed on every used input (ex.: **BASS VOC**, **SNARE DRUM**, **FLOOR TOM 2**, **SOLO GT VOC** etc.)

Each cable of each multicore has a printed name on it and is colored!

(example: **RACK TOM 1+2**, **SOLO GT VOC**, **OVERHEAD STG L**, **SNARE DRUM**, etc.) Colors match the whole signal way!

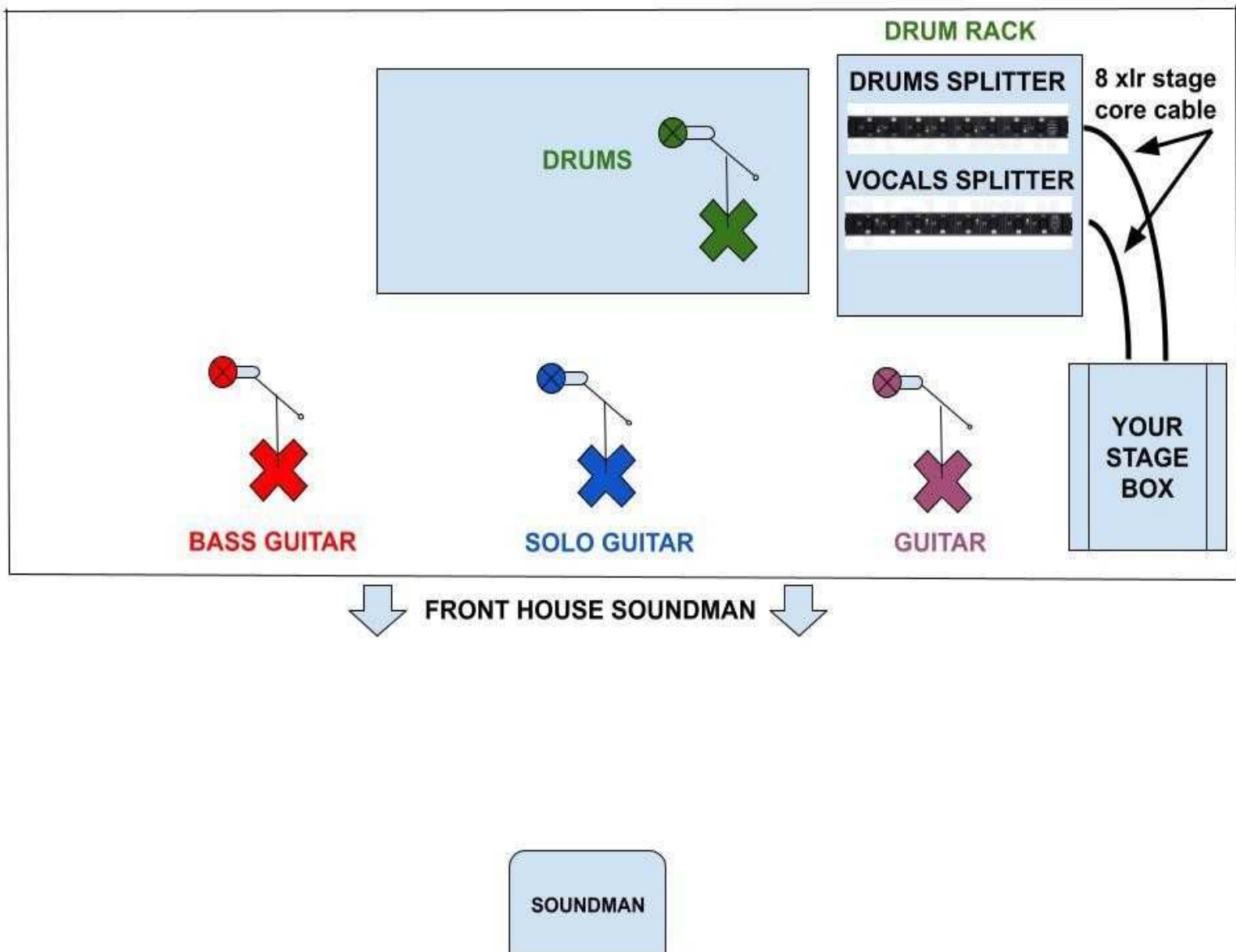
**Hi Hat and both Bass Drums mics do NOT go to the drummer's splitters, you are taking them directly to your stage boxes! The same goes for all guitars.
All guitars go directly to you = NO splitting of guitars!**

It is OK to use only one mic for the 1st two small Rack Toms
=> (8" and 10" = ONE MICROPHONE!)

Drummer provides 48V power for condenser mics but
ONLY for the Overheads!

POSITION OF THE DRUM RACK SYSTEM

Picture 1




PLEASE NOTE:

The Rack System CAN be positioned on either side of the drums

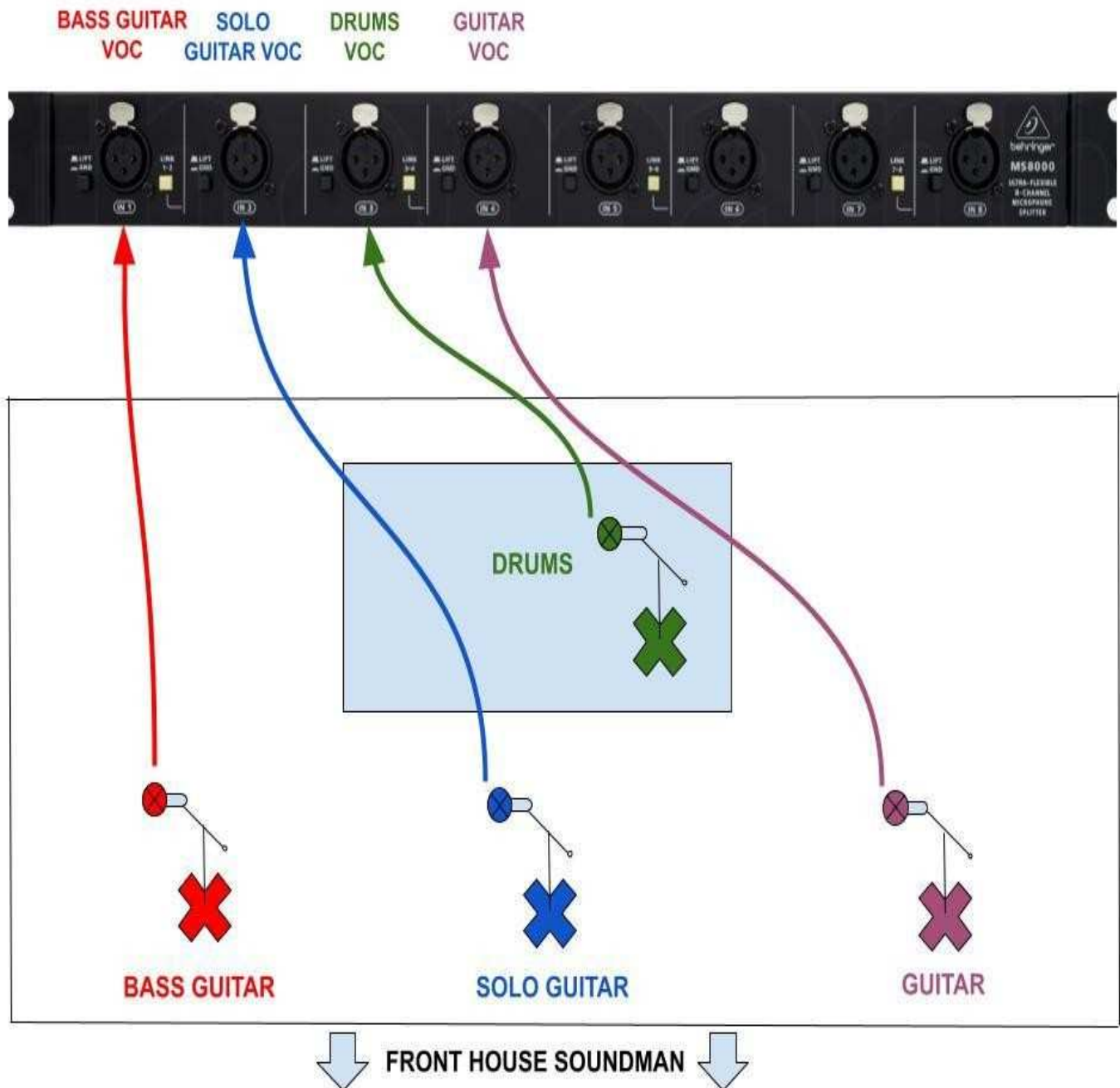
Drum Splitter

Picture 2



Vocal Splitter

Picture 3



Don't hesitate to ask any question to our technicians or the drummer directly. A laminated version of this guide is stored in the Rack. THANK YOU FOR YOUR COOPERATION!!!!

KISS FOREVER BAND

MONITOR MIXING

MON 1	BASS	OWN VOCAL BASS GUITAR (CENTER) BACKING TRACK
MON 2	GUITAR (CENTER)	OWN VOCAL OWN GUITAR
MON 3	GUITAR (RIGHT)	OWN VOCAL OWN GUITAR
	DRUM	

DRUMMER HAS HIS OWN IEM system (pls. see the extra "Drums IEM system info".pdf file)

KISS FOREVER BAND / HOSPITALITY RIDER

Band and Crew are 6 persons

When the band arrives, cold catering must be provided in the dressing room.

§1) Cold- Catering

- Small snacks (such as bread, cheese, salami)
- Chocolate
- Fruits (such as grape, apple, banana, orange)
- 2 bags of potatoe chips
- Coffee with sugar and milk
- 1 case of lokal Beer from the region
- some Soft drinks (Coca Cola Zero, Fanta, Sprite)
- some Energy drinks (Red Bull, Monster)
- 12 big bottles of NON carbonated water
- 2 bottles of good quality dry red wine (from Chile, Argentina or Spain if possible)

§2) Dinner

- warm Food app. 2,5 hrs before showtime, the band's prefer chicken or turkey meal (beef meal also a great option!) with rice/potatoes and salad.NO pork, NO fast food please!
- alternative buy out of 20 Euro for each person is possible with a reservation of a table for 6 persons in a recommended restaurant (after soundcheck).

§3) Drinks

Artist and crew receive free drinks at the venues' bar or from band's separate refrigerator at backstage.

Notice: this is a wish-list. Nobody gets angry in case one of the details can not be provided. Understand?!

In case of any question please contact with Lutz kfb@booking-office.de